

SPECIFICATION FOR APPROVAL

承 认 书

CUSTOMER

NUMBER

客户名称:

编 号:

DESCRIPTION

QUANTITY

品 名: 贴片共模滤波器

数 量:

PART NO.

DATE

型 号: BCDCM4520-2-901T

日 期:

CUSTOMER PART NO.

NOTE

客户料号:

注 解:

APPROVAL SIGNATURE 客户承认签章

APPROVED BY 核 准	Q. C. DEPT. 品 管	CHECKED BY 核 查	DRAWN BY 制 作

深圳市宝创达电子有限公司

SHENZHEN BAOCHUANGDA ELECTRONICS CO., LTD.

地址: 深圳市龙华区观澜街道横坑河西村77号A栋2楼

Add: 2nd floor building A no.77 hexi village guanlan

Street longhua district shenzhen

Tel: 0755-29736760 Fax: 0755-28056434

Http:// www.bcdcn.com

BCDCM4520-2-901T

DC COMMON MODE FILTER

FEATURES

- A chip-type common mode filter for large current applications.
Common mode impedance surpasses 650 Ω at 100MHz.
Noise is greatly suppressed.
- Capable of handling the highest current (up to 2.3A) of any chip-type common mode filter.
- Height and size have been considered, resulting in a compact and light-weight choke coil. Applicable for the miniaturization required to reduce the size and weight of portable equipment.
- The products contain no lead and also support lead-free soldering.
- The product does not contain regulated substances that are slated to be included in ROHS.



APPLICATIONS

Used for power line noise suppression for any electronic devices
Used to counter adapter/battery line noise for relatively large electronic devices such as notebook PCs, stand-alone word processors, etc

TEMPERATURE RANGES

Operating	-40to+125°C
Storage (After mount)	-40to+125°C

Part Number System

BCDCM 4520 -2 -901 T

① ② ③ ④ ⑤

- ① Type: BCDCM
- ② External Dimensions (W×A) (mm): 4.5*2.0
- ③ Number of Lines: 2
- ④ Impedance: 901=900 Ω
- ⑤ Packing: Tape & Reel

ELECTRICAL CHARACTERISTICS

Part No.	Impedance [at 100MHz]		DC resistance	Rated current	Insulation resistance
	(Ω) min	(Ω) typ	(m Ω) max [1 line]	ldc (A) max	(M Ω) min
BCDCM4520-2-901T	650	900	60	2.3	10

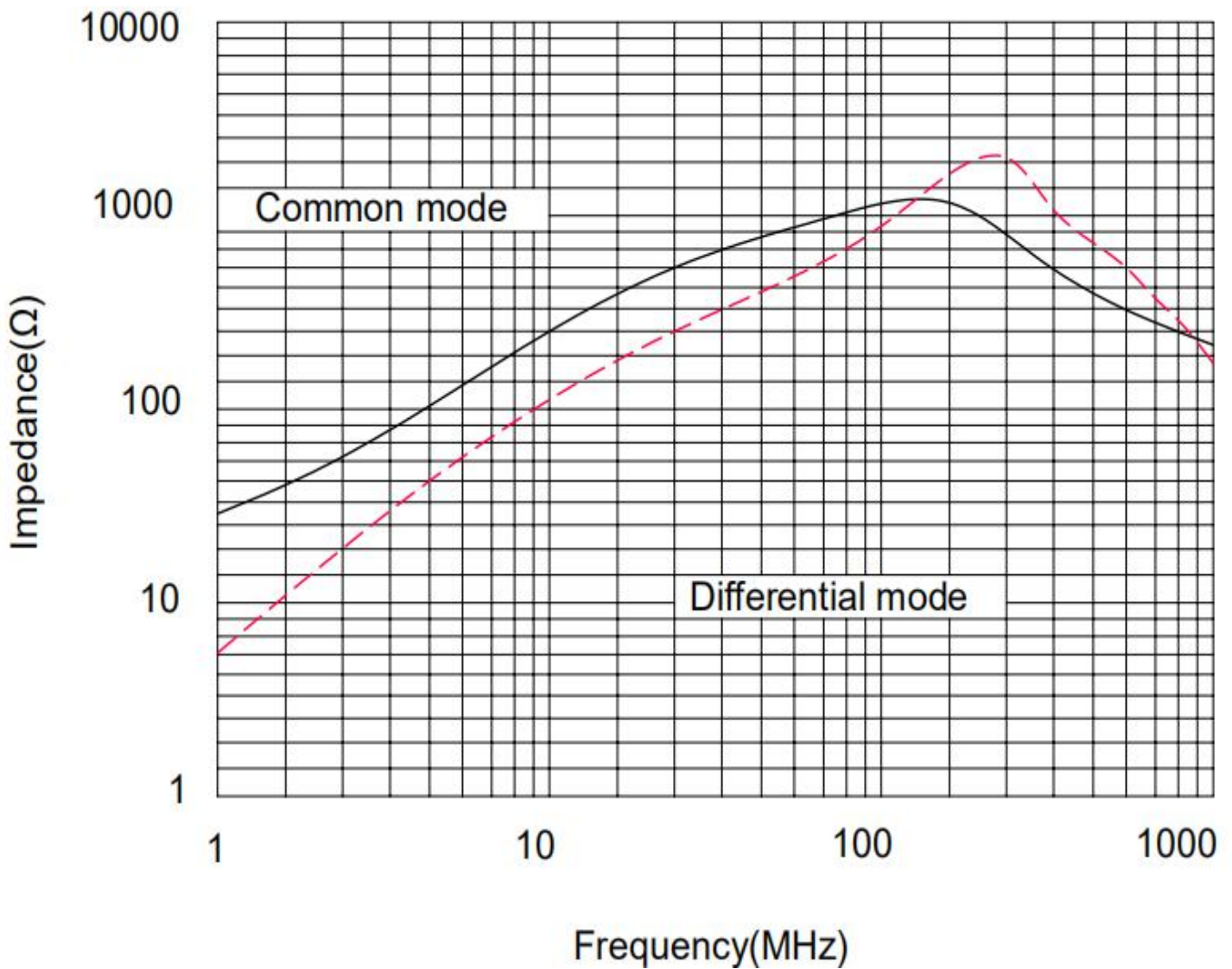
1/4

BCDCM4520-2-901T

DC COMMON MODE FILTER

TYPICAL ELECTRICAL CHARACTERISTICS
IMPEDANCE vs. FREQUENCY CHARACTERISTICS

BCDCM4520-2-901T

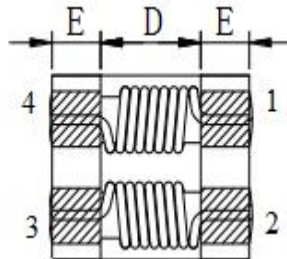
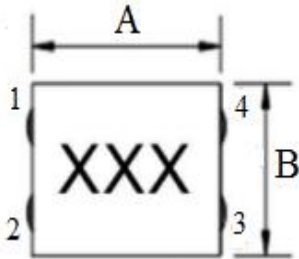


BCDCM4520-2-901T

DC COMMON MODE FILTER

SHAPES AND DIMENSIONS/CIRCUIT DIAGRAM/RECOMMENDED PC BOARD PATTERN(REFLOW SOLDERING)

◆ Dimensions (mm)



UNIT: mm

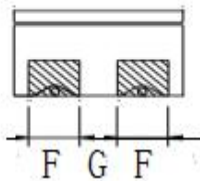
A: 4.7 ± 0.5

B: 4.5 ± 0.5

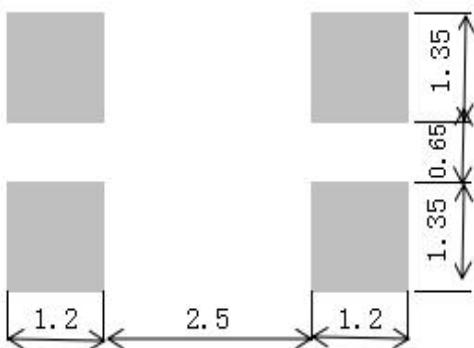
C: 2.4 (MAX)

D: 2.7 E: 1.0

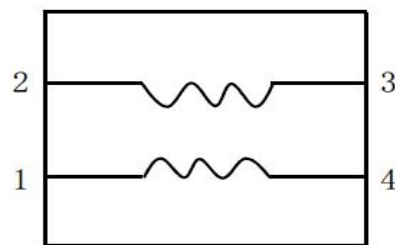
F: 1.15 G: 0.85



◆ Land Pattern (mm)



◆ Schematics (Bottom)

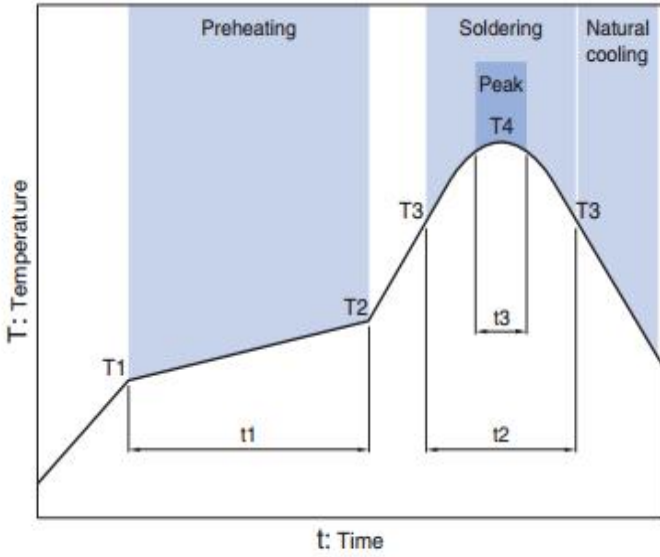


No polarity

BCDCM4520-2-901T

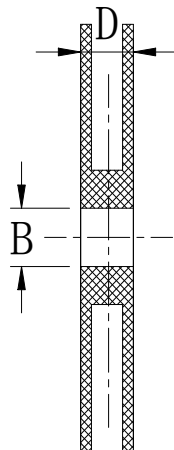
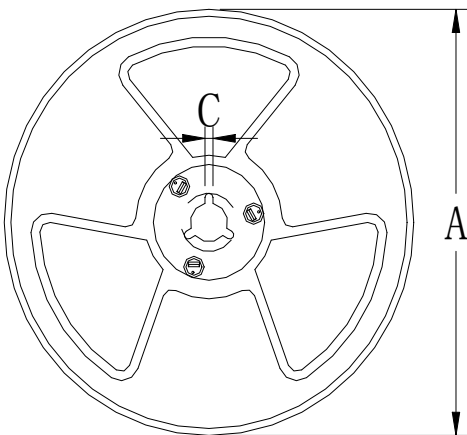
DC COMMON MODE FILTER

Recommended Reflow Temperature Curve



Preheating			Soldering		Peak	
Temp.	Temp.	Time	Temp.	Time	Temp.	Time
T1	T2	t1	T3	t2	T4	t3
150°C	180°C	60 to 120s	230°C	10 to 30s	245°C	5s

Package
size (mm)



size \ Specs	7"
A	$\Phi 178 \pm 2.0$
B	$\Phi 58$
C	4.8
D	14.5