

# SPECIFICATION FOR APPROVAL

# 承 认 书

CUSTOMER

客户名称:

NUMBER

编 号:

DESCRIPTION

品 名: 贴片共模滤波器

QUANTITY

数 量:

PART NO.

型 号: BCDCM4520-2-901TA

DATE

日 期:

CUSTOMER PART NO.

客户料号:

NOTE

注 解:

APPROVAL SIGNATURE  
客户承认签章

APPROVED BY 核 准	Q. C. DEPT. 品 管	CHECKED BY 核 查	DRAWN BY 制 作

深圳市宝创达电子有限公司

SHENZHEN BAOCUANGDA ELECTRONICS CO., LTD.

地址: 深圳市龙华区观澜街道横坑河西村77号A栋2楼

Add: 2nd floor building A no.77 hexi village guanlan

Street longhua district shenzhen

Tel: 0755-29736760 Fax: 0755-28056434

Http:// www.bcdcn.com

# BCDCM4520-2-901TA

## DC COMMON MODE FILTER

### FEATURES

- A chip-type common mode filter for large current applications. Common mode impedance surpasses 650  $\Omega$  at 100MHz. Noise is greatly suppressed.
- Capable of handling the highest current (up to 2.1A) of any chip-type common mode filter.
- Height and size have been considered, resulting in a compact and light-weight choke coil. Applicable for the miniaturization required to reduce the size and weight of portable equipment.
- The products contain no lead and also support lead-free soldering.
- The product does not contain regulated substances that are slated to be included in ROHS.



### APPLICATIONS

Used for power line noise suppression for any electronic-devices  
 Used to counter adapter/battery line noise for relatively large electronic devices such as notebook PCs, stand-alone word processors, etc

### TEMPERATURE RANGES

Operating	-40to+125°C
Storage (After mount)	-40to+125°C

### Part Number System

BCDCM 4520 -2 -901 T A  
 ① ② ③ ④ ⑤ ⑥

- ① Type:BCDCM
- ② External Dimensions (W×A) (mm):4.5\*2.0
- ③ Number of Lines: 2
- ④ Impedance:901=900  $\Omega$
- ⑤ Packing:Tape & Reel
- ⑥ Management Symbol:A

### ELECTRICAL CHARACTERISTICS

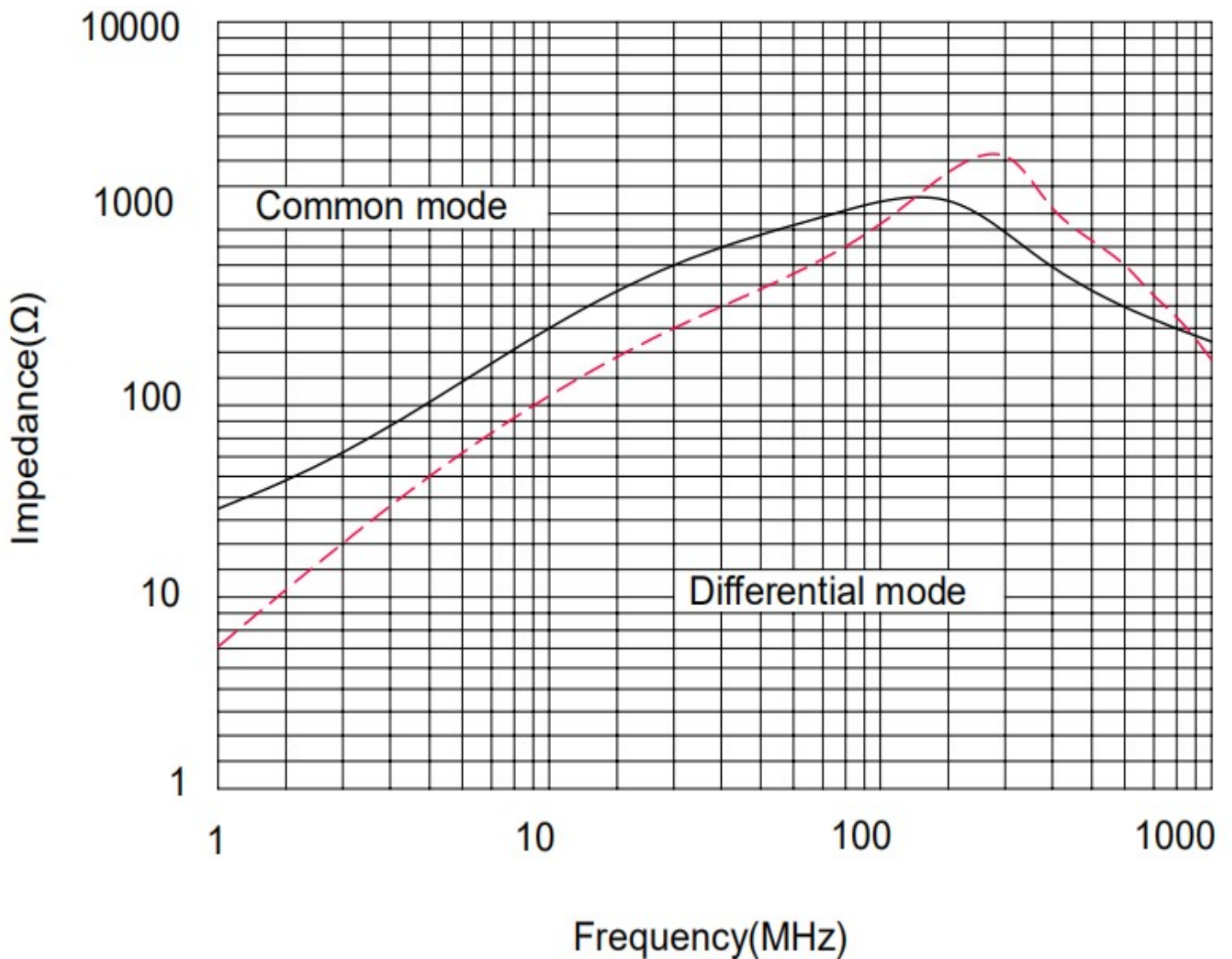
Part No.	Impedance[at 100MHz]		DC resistance	Rated current	Insulation resistance
	( $\Omega$ )min	( $\Omega$ )typ	(m $\Omega$ )max[1 line]	ldc(A)max	(M $\Omega$ )min
BCDCM4520-2-901TA	650	900	68	2.1	10

# BCDCM4520-2-901TA

## DC COMMON MODE FILTER

TYPICAL ELECTRICAL CHARACTERISTICS  
IMPEDANCE vs. FREQUENCY CHARACTERISTICS

BCDCM4520-2-901TA

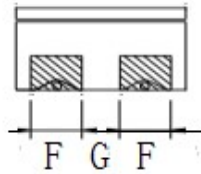
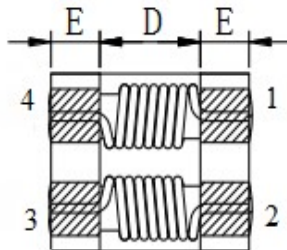
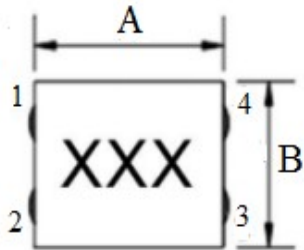


# BCDCM4520-2-901TA

## DC COMMON MODE FILTER

### SHAPES AND DIMENSIONS/CIRCUIT DIAGRAM/RECOMMENDED PC BOARD PATTERN (REFLOW SOLDERING)

◆ Dimensions (mm)



UNIT: mm

A:  $4.7 \pm 0.5$

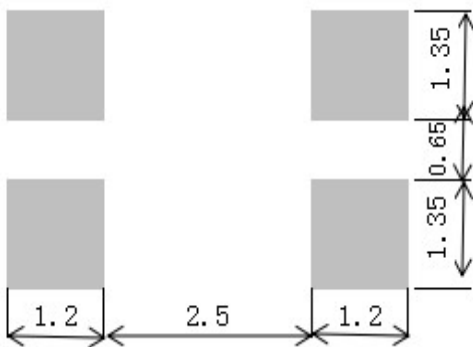
B:  $4.5 \pm 0.5$

C: 2.0 (MAX)

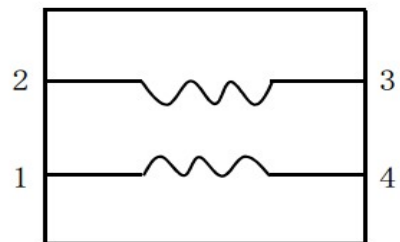
D: 2.7 E: 1.0

F: 1.15 G: 0.85

◆ Land Pattern (mm)



◆ Schematics (Bottom)

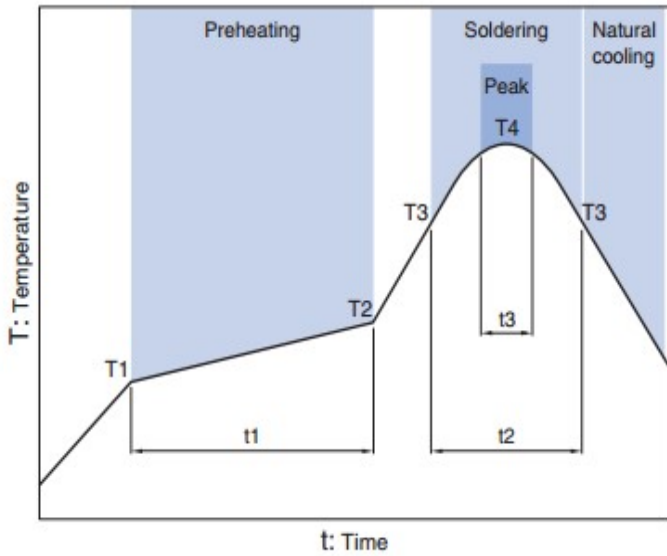


No polarity

# BCDCM4520-2-901TA

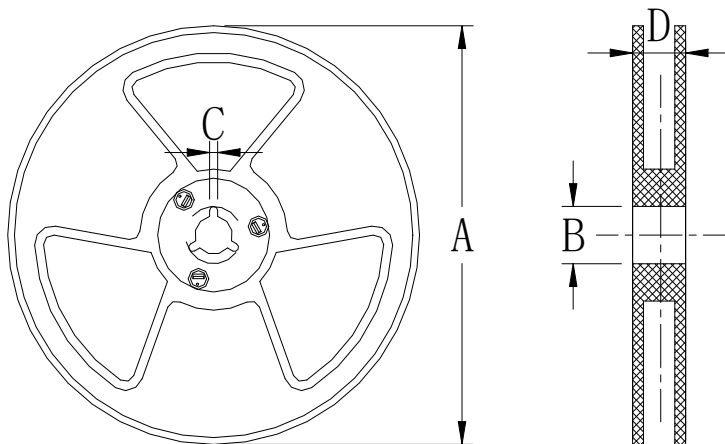
## DC COMMON MODE FILTER

### Recommended Reflow Temperature Curve



Preheating			Soldering		Peak	
Temp.		Time	Temp.	Time	Temp.	Time
T1	T2	t1	T3	t2	T4	t3
150°C	180°C	60 to 120s	230°C	10 to 30s	245°C	5s

Package size (mm)



size \ Specs	7"
A	$\Phi 178 \pm 2.0$
B	$\Phi 58$
C	4.8
D	14.5