

SPECIFICATION FOR APPROVAL

承 认 书

CUSTOMER

客户名称:

NUMBER

编 号:

DESCRIPTION

品 名: 贴片共模滤波器

QUANTITY

数 量:

PART NO.

型 号: BCDCM7060-2-132TA

DATE

日 期:

CUSTOMER PART NO.

客户料号:

NOTE

注 解:

APPROVAL SIGNATURE 客户承认签章

APPROVED BY 核 准	Q. C. DEPT. 品 管	CHECKED BY 核 查	DRAWN BY 制 作

深圳市宝创达电子有限公司

SHENZHEN BAOCHUANGDA ELECTRONICS CO., LTD.

地址: 深圳市龙华区观澜街道横坑河西村77号A栋2楼

Add: 2nd floor building A no.77 hexi village guanlan

Street longhua district shenzhen

Tel: 0755-29736760

Fax: 0755-28056434

Http:// www.bcdcn.com

BCDCM7060-2-132TA

DC COMMON MODE FILTER

FEATURES

- A chip-type common mode filter for large current applications. Common mode impedance surpasses 910Ω at 100MHz. Noise is greatly suppressed.
- Capable of handling the highest current (up to 2.5A) of any chip-type common mode filter.
- Height and size have been considered, resulting in a compact and light-weight choke coil. Applicable for the miniaturization required to reduce the size and weight of portable equipment.
- The products contain no lead and also support lead-free soldering.
- The product does not contain regulated substances that are slated to be included in ROHS.



APPLICATIONS

Used for power line noise suppression for any electronic devices
Used to counter adapter/battery line noise for relatively large electronic devices such as notebook PCs, stand-alone word processors, etc

TEMPERATURE RANGES

Operating	-40to+125°C
Storage (After mount)	-40to+125°C

Part Number System

BCDCM 7060 -2 -132 T A
① ② ③ ④ ⑤ ⑥

- ① Type:BCDCM
- ② External Dimensions(L×W) (mm):7.0*6.0
- ③ Number of Lines: 2
- ④ Impedance:132=1300Ω
- ⑤ Packing:Tape & Reel
- ⑥ Management Symbol:A

ELECTRICAL CHARACTERISTICS

Part No.	Impedance (Ω) [at 100MHz]		DC resistance	Rated current	Insulation resistance
	min	typ	(mΩ) max [1 line]	ldc (A) max	(MΩ) min
BCDCM7060-2-132TA	910	1300	21	2.5	10

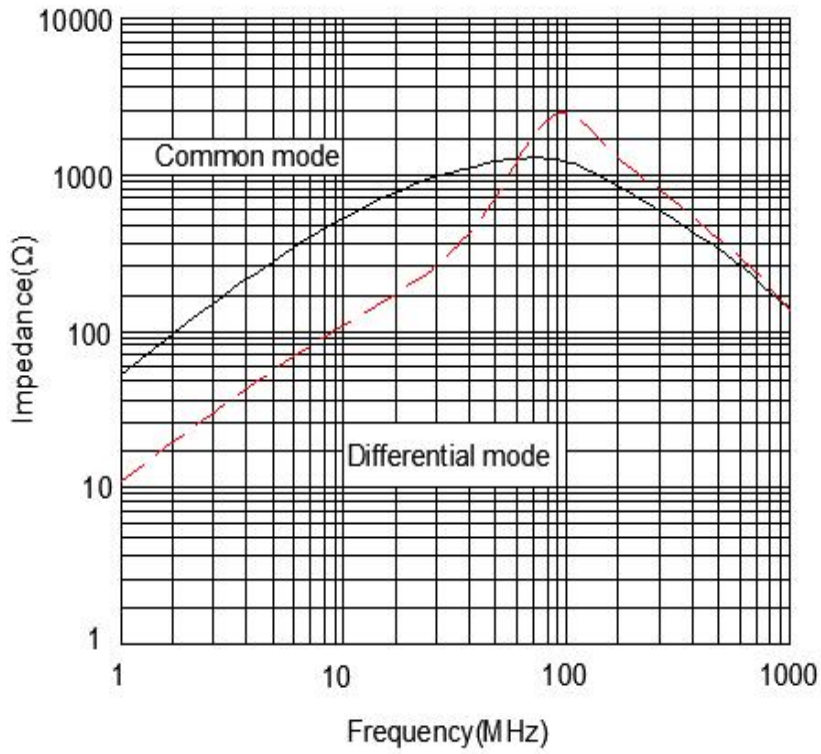
BCDCM7060-2-132TA

DC COMMON MODE FILTER

TYPICAL ELECTRICAL CHARACTERISTICS

IMPEDANCE vs. FREQUENCY CHARACTERISTICS

BCDCM7060-2-132TA

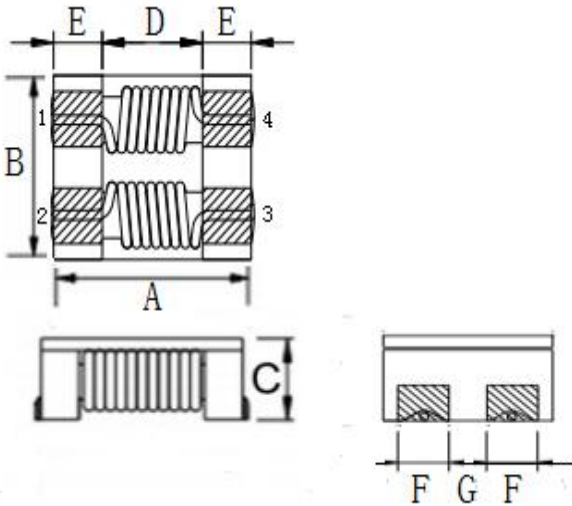


BCDCM7060-2-132TA

DC COMMON MODE FILTER

SHAPES AND DIMENSIONS/CIRCUIT DIAGRAM/RECOMMENDED PC BOARD PATTERN (REFLOW SOLDERING)

◆ Dimensions (mm)



UNIT: mm

A: 7.0 ± 0.3

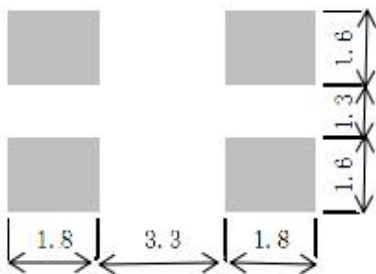
B: 6.0 ± 0.3

C: 3.8 (MAX)

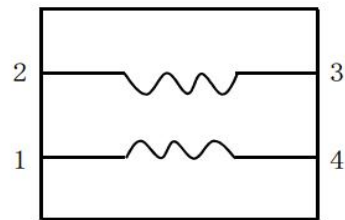
D: 3.5 E: 1.7

F: 1.5 G: 1.5

◆ Land Pattern (mm)



◆ Schematics (Bottom)

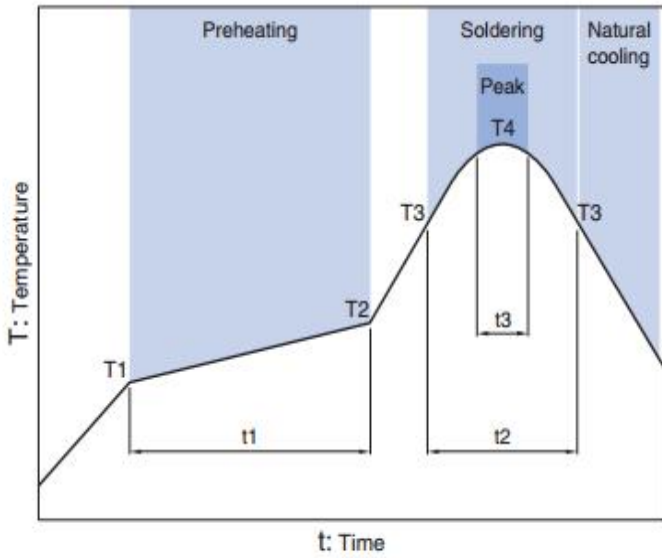


No polarity

BCDCM7060-2-132TA

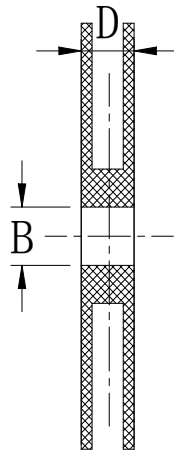
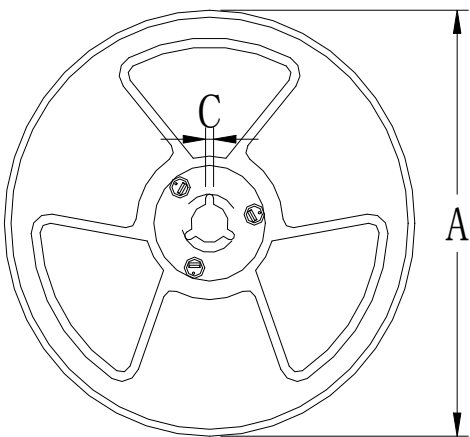
DC COMMON MODE FILTER

Recommended Reflow Temperature Curve



Preheating			Soldering		Peak	
Temp.	Temp.	Time	Temp.	Time	Temp.	Time
T1	T2	t1	T3	t2	T4	t3
150°C	180°C	60 to 120s	230°C	10 to 30s	245°C	5s

Package
size (mm)



size	Specs	13"	7"
	A		$\Phi 330 \pm 2.0$
B		$\Phi 90 \pm 2.0$	
C		2.3	
D		21.5	