

# SPECIFICATION FOR APPROVAL

# 承认书

CUSTOMER

NUMBER

客户名称:

编号:

DESCRIPTION

QUANTITY

品名: 贴片共模滤波器

数量:

PART NO.

DATE

型号: BCDCM9070-2-152TA

日期:

CUSTOMER PART NO.

NOTE

客户料号:

注解:

APPROVAL SIGNATURE  
客户承认签章

APPROVED BY 核准	Q. C. DEPT. 品管	CHECKED BY 核查	DRAWN BY 制作

深圳市宝创达电子有限公司

SHENZHEN BAOCHUANGDA ELECTRONICS CO., LTD.

地址: 深圳市龙华区观澜街道横坑河西村77号A栋2楼

Add: 2nd floor building A no.77 hexi village guanlan

Street longhua district shenzhen

Tel: 0755-29736760 Fax: 0755-28056434

Http:// www.bcdcn.com

# BCDCM9070-2-152TA

## DC COMMON MODE FILTER

### FEATURES

- A chip-type common mode filter for large current applications. Common mode impedance surpasses  $1100\Omega$  at 100MHz. Noise is greatly suppressed.
- Capable of handling the highest current (up to 3.5A) of any chip-type common mode filter.
- Height and size have been considered, resulting in a compact and light-weight choke coil. Applicable for the miniaturization required to reduce the size and weight of portable equipment.
- The products contain no lead and also support lead-free soldering.
- The product does not contain regulatde substances that are slated to be included in ROHS.



### APPLICATIONS

Used for power line noise suppression for any electronic-devices  
Used to counter adapter/battery line noise for relatively large electronic devices such as notebook PCs, stand-alone word processors, etc

### TEMPERATURE RANGES

Operating	-40to+125°C
Storage (After mount)	-40to+125°C

### Part Number System

BCDCM 9070 -2 -152 T A

① ② ③ ④ ⑤ ⑥

- ① Type:BCDCM
- ② External Dimensions(L×W) (mm) :9.0\*7.0
- ③ Number of Lines: 2
- ④ Impedance:152=1500Ω
- ⑤ Packing:Tape & Reel
- ⑥ Management Symbol:A

### ELECTRICAL CHARACTERISTICS

Part No.	Impedance[at 100MHz](Ω)		DC resistance (mΩ)max[1 line]	Rated current Idc(A)max	Insulation resistance (MΩ)min
	min	typ			
BCDCM9070-2-152TA	1100	1500	17	3.5	10

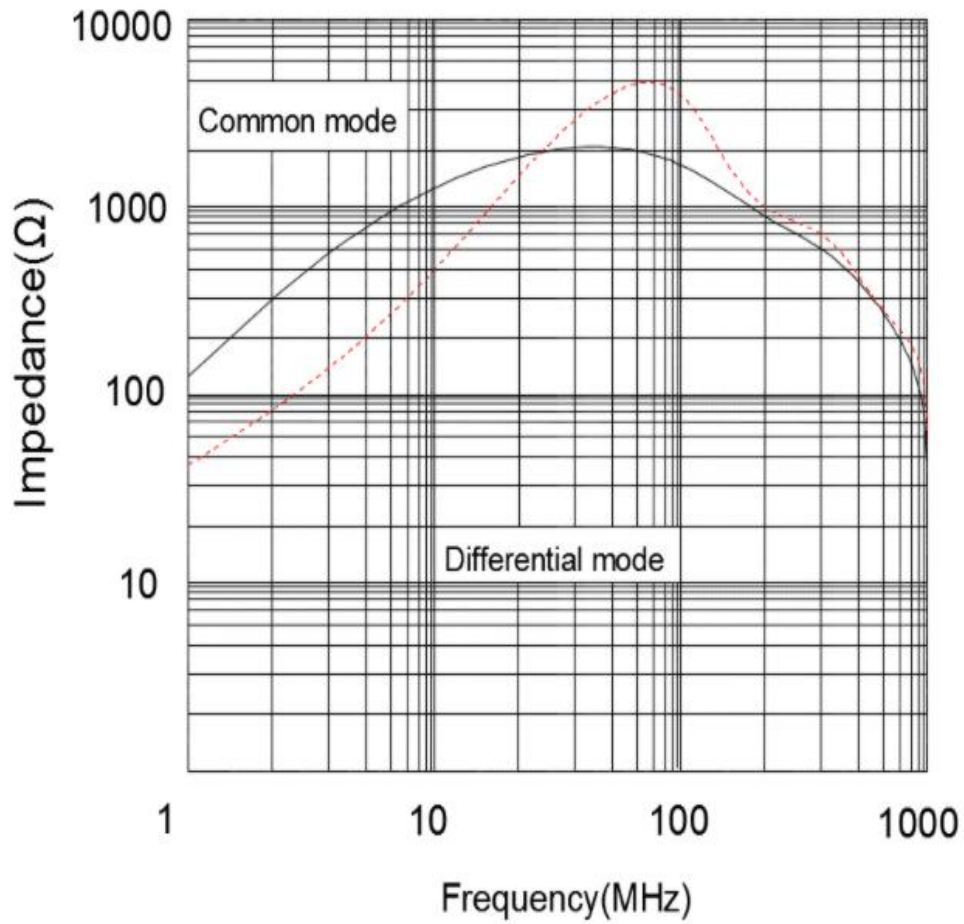
# BCDCM9070-2-152TA

## DC COMMON MODE FILTER

TYPICAL ELECTRICAL CHARACTERISTICS

IMPEDANCE vs. FREQUENCY CHARACTERISTICS

BCDCM9070-2-152TA

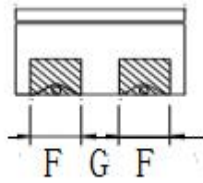
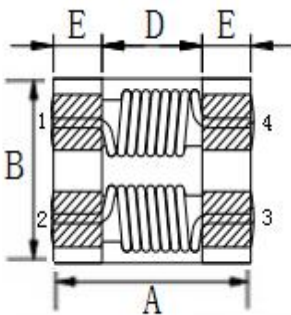


# BCDCM9070-2-152TA

## DC COMMON MODE FILTER

SHAPES AND DIMENSIONS/CIRCUIT DIAGRAM/RECOMMENDED  
PC BOARD PATTERN (REFLOW SOLDERING)

◆ Dimensions (mm)



UNIT: mm

A:  $9.0 \pm 0.5$

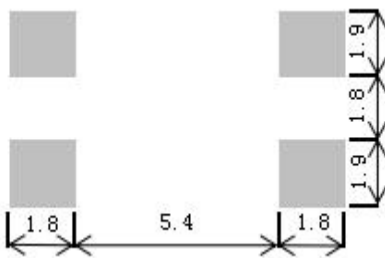
B:  $7.0 \pm 0.5$

C: 4.8 (MAX)

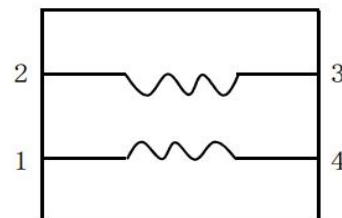
D: 5.6 E: 1.7

F: 1.8 G: 2.0

◆ Land Pattern (mm)



◆ Schematics (Bottom)

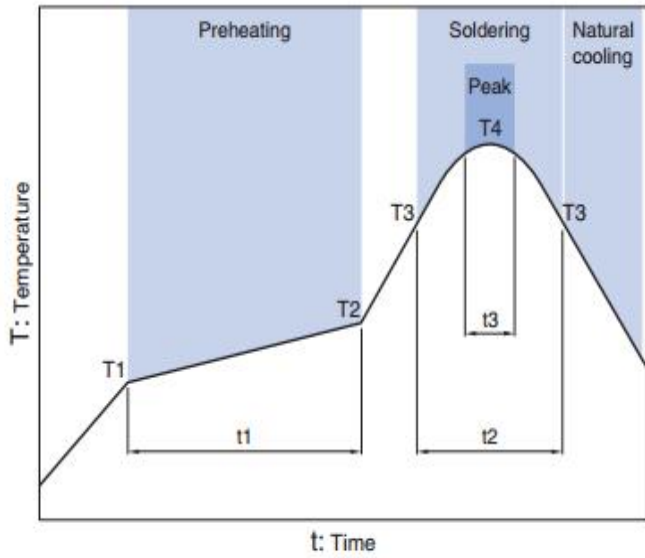


No polarity

# BCDCM9070-2-152TA

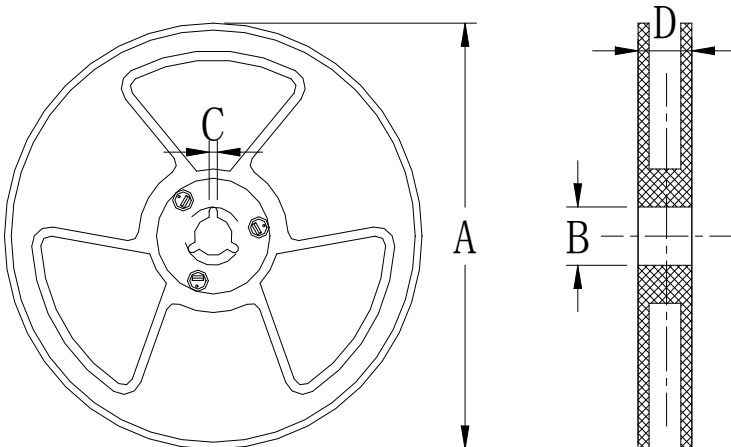
## DC COMMON MODE FILTER

### Recommended Reflow Temperature Curve



Preheating			Soldering		Peak	
Temp.	Temp.	Time	Temp.	Time	Temp.	Time
T1	T2	t1	T3	t2	T4	t3
150°C	180°C	60 to 120s	230°C	10 to 30s	245°C	5s

Package size (mm)



size	Specs	
	13"	7"
A	$\Phi 330 \pm 2.0$	$\Phi 178 \pm 2.0$
B	$\Phi 90 \pm 2.0$	
C	2.3	
D	21.5	